

# Manual

## M50 Double Isolation AC Filter

*Enjoy the Monarchy Audio M50!  
Enjoy the purity of power!*



**Monarchy Audio**  
380 Swift Ave., #21 South  
San Francisco, CA 94080, USA  
Call: 650.873.3055  
Fax: 650. 588.0335  
[monarchy@earthlink.net](mailto:monarchy@earthlink.net)

# Safety Instructions



**WARNING: Electrical Hazard that may cause electric shock or death.  
DO NOT OPEN COMPONENT.**

**Do not place flammable materials on top of or beneath the component.**

There are NO user-serviceable parts inside the Monarchy Audio M50. Only qualified personnel should perform any services on the M50. Any attempts at opening the component or modifying it in any manner may void the manufactures warranty.

# Table of Contents

## Table of Contents

- o [Introduction](#)
- o [Use of the M50](#)
- o [Care and Cleaning of M50](#)
- o [Specifications](#)
- o [Images of M50](#)
- o [Warranty](#)




Above: Example of the meticulous machine work on the M50.

# The M50 Double Isolation AC Filter

*Enjoy the Monarchy Audio M50!  
Enjoy the purity of power!*

## Introduction

The M50 was designed and made from the perspective of audiophiles. We develop our products by using the tried and true concept of "comparison testing." We literally sit down with our audience of audio/electrical engineers and play, tweak, and test each component until it attains the purity isound that we strive for. The M50 was designed for front-end components like CD players, DACs, or word clocks. It is possible to drive small power amps like SM-70 or tube amps. The M50 should only be used with components that do not draw more than 125 watts total. For example, if using a classpower amp, then the M50 can only accept an amp with a combined rating of 125 watts (62.5 watts per channel). For a class AB amp, the maximum draw has a combined rating of 250 watts (125 watts per channel). Accordingly, we do NOT recommend



that the M50 be used with power amps. Is the high-lighted area correct?

Clean and unlimited power is the foundation of quality audio playback. Through the years, Monarchy Audio has prided itself on producing

audiophile sound at affordable prices. Consequently, only by using high quality, audiophile components and parts, while maintaining short

signal pathways in our designs can we continue to exist within this marketing parameter. In an effort to produce audiophile quality at affordable prices the M50 continues this philosophy and takes it a step further by using some of the highest quality components and materials available, while paying special attention to the case design in order to eliminate all EMI/RFI and vibration. The simple, yet highly efficient layout, of the M50 consists of two USA made transformers, transformer shields, and an EMI filter to eliminate naturally produced noise inherent in the delivery of AC power. In doing this, the M50 utilizes audio grade inlets and outlets, audio quality silver coated wires, gold plated terminals, and breakers. The result is a quantum leap into audio reproduction, thus providing your audio system with the cleanest power signal path available anywhere. The solid aluminum (10 mm thick) and stable base of the M50 not only reduces EMI/RFI and vibration, but will provide the listener with a new audio experience as the existing audio playback system of the mid-range and bass are be propelled to the next level of audio dynamics and ultimately result in greater audio transparency.

## Optimizing Audio with the M50

1. Make sure your M50 is plugged into a properly grounded receptacle.
2. For optimal sound, DO NOT plug the M50 into a surge protector or power strip.
3. Use the heavy duty power cord provided with the M50 or use a comparable one or better.
4. Make sure that the power cords do not cross each other
5. Make sure that the power cords do not cross or cross the speaker cables.
6. Keep the power cords off of the floor if possible.
7. Keep the speaker cables off of the floor if possible.
8. **Powering on:**
  1. Before powering up any components make sure that the volume levels are turned all of the way down.
  2. Begin by turning on the M50
  3. Power up components furthest away from the speakers first, and then power up all others going toward the speakers. For example, power up: **CD Player-->Word Clock-->DAC-->Preamp-->Power Amp**

4. Once everything has been power up, then allow at least a couple of minutes for the system to “warm-up.” This is usually a good time to go grab something to drink.

9. **Powering off:**

1. Power off in the opposite direction of powering on and turn the M50 off last. For example, Power off: **Power Amp-->Preamp-->DAC-->Word Clock-->CD Player-->M50**

## **Cleaning and Care of the M50**

1. Before cleaning the M50, first disconnect it from its power source.
2. Never clean the M50 while it is in use.
3. To avoid scratching the case you should first blow off or use a wool duster to get the dust and large particles off.
4. Clean only with a dry, soft fiber cloth. Micro fiber cloths work well.
5. If there are tough spots, grease, etc., then spray a little bit of liquid cleaner on the cloth first and then gently wipe the area.
6. Be careful that you do not use too much pressure when cleaning the logo; doing so may cause imperfections in the finish.
7. Do not use any ammonia based window cleaners to clean the LCD read out  
(will cause permanent fogging.)

# Specifications

- 500w power handling. Please do NOT drain over 500w from the M50.
- Two American-made transformers provide double isolation.
- 100% transformer shielding to prevent inside components from interfering with each other.
- 8 AWG silver-plated solid copper wire.
- Customized super high quality copper receptacles with gold plating.
- Audio quality copper AC inlet.
- Audio quality EMI filter.
- Pure Copper terminals with gold plating.
- Japan-made high quality breakers.
- LED voltage meter.
- 10 mm thick aluminum chassis and rigid structure.
- Extremely reliable design (all passive components.)
- Solid aluminum case (10 mm thick.)
- Dimensions: 17.1 inches\*13 inches (43.5 cm \* 33cm)
- Weight: 39 pounds

# Images of the M50

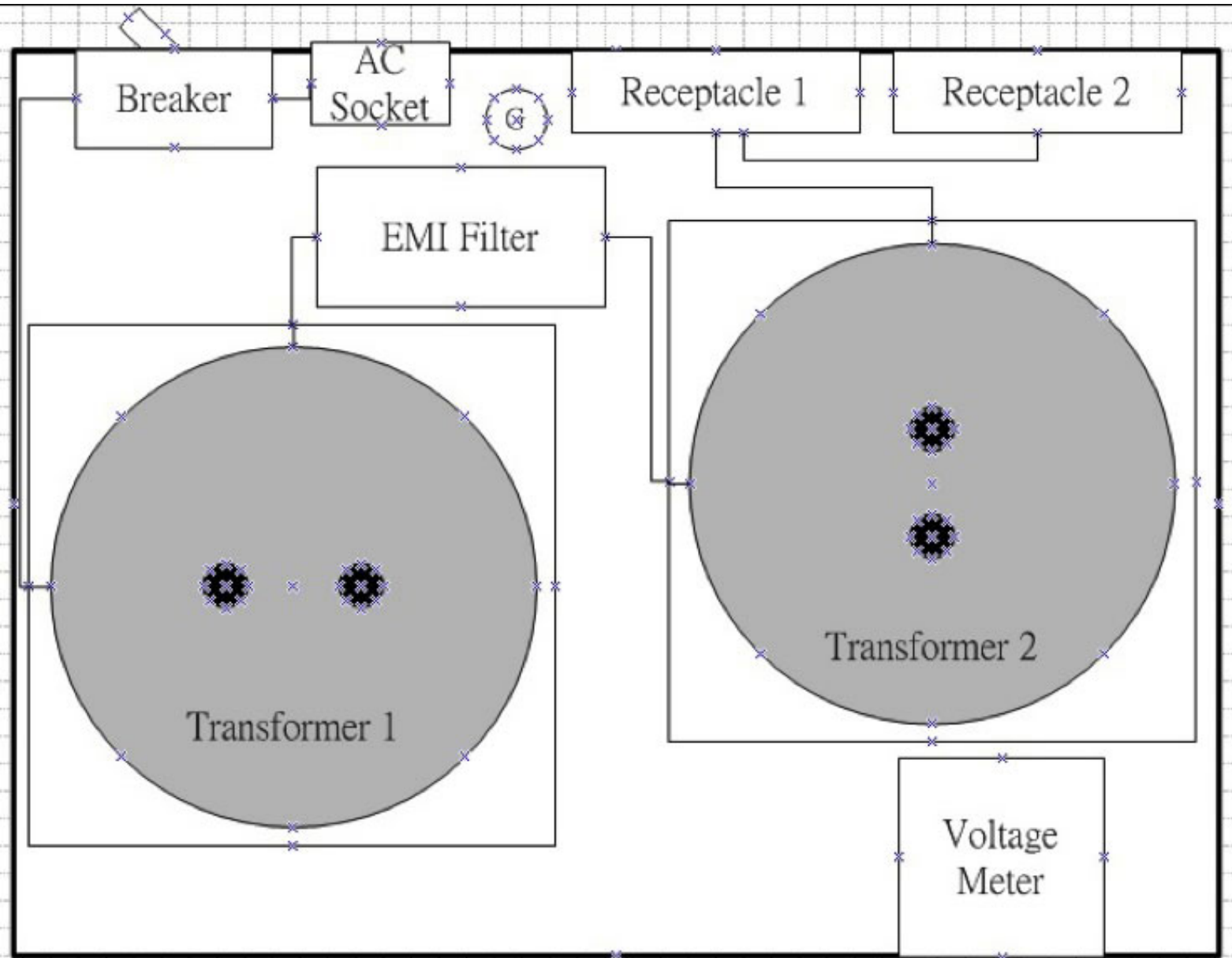



Diagram of M50







The M50 with one of the shielding cases off



Backside and inside of the M50



**Inside of the M50**



**Inside and Back of the M50**




**Inside and Front of the M50**



**Logo**



**Machined Aluminum case of the M5**



**Voltage LCD Read-out**



**Machining of the M50**



**Machining of the M50**



**Machining of the M50**

# Warranty

Monarchy Audio warrants the product designated herein to be free of manufacturing defects in material and workmanship, for a period of two years from the date of purchase. Any defects of products caused by improper design and production are free to be repaired. Please contact Monarchy Audio to return the unit and have repaired.

Monarchy Audio warrants the product designated herein to be free of manufacturing defects in material and workmanship, subject to the following conditions, for a period of 60 days from the date of purchase. Any defects of products caused by improper design and production are free to be repaired. Please contact Monarchy Audio to return the unit and have repaired.

**Monarchy Audio**

380 Swift Ave., #21 South  
San Francisco, CA 94080, USA

Call: 650.873.3055

Fax: 650. 588.0335

[monarchy@earthlink.net](mailto:monarchy@earthlink.net)